

# Yale CME - How to Access Credit

1. Go to: <https://yale.cloud-cme.com/aph.aspx>
2. Click on “Sign In” – on left of screen under the Blue Yale SCHOOL OF MEDICINE banner.

The screenshot shows a web browser window displaying the Yale CME Portal. The address bar shows the URL <https://yale.cloud-cme.com/aph.aspx>. The page features a dark blue header with the Yale School of Medicine logo and a navigation menu. The 'Sign In' button is highlighted with a red box. Below the header, there is a 'Welcome to the Yale CME Portal' section with a list of features and a 'Sign Up Now' button. A 'Highlighted Activities' section lists several online courses. At the bottom of the page, there are buttons for 'APPLICATION (SUBMIT/EDIT)' and 'DISCLOSURE FORM', along with contact information for the Yale School of Medicine.

**Yale SCHOOL OF MEDICINE** << Return to Main Site

**Sign In** Live Courses Online Courses Help

**Welcome to the Yale CME Portal**

Login to take advantage of all system features including:

- View, email and print transcripts and certificates
- Register for courses or online courses
- Update your profile
- Complete an evaluation

Don't have an account yet? Click the button below to begin.

**Sign Up Now**

Enroll to the **Yale CME Mailing List** to receive updates on our programs, [Click here!](#)  
Enroll to receive the **Diabetes Monograph Series** newsletters, [Sign Up here!](#)

**Highlighted Activities**

- Online - [Diabetes Monograph-Volume 36](#)
- Online - [YNHH Medical Staff Education Course \(1923\)](#)
- Online - [LMH & WH Medical Staff Education Course](#)

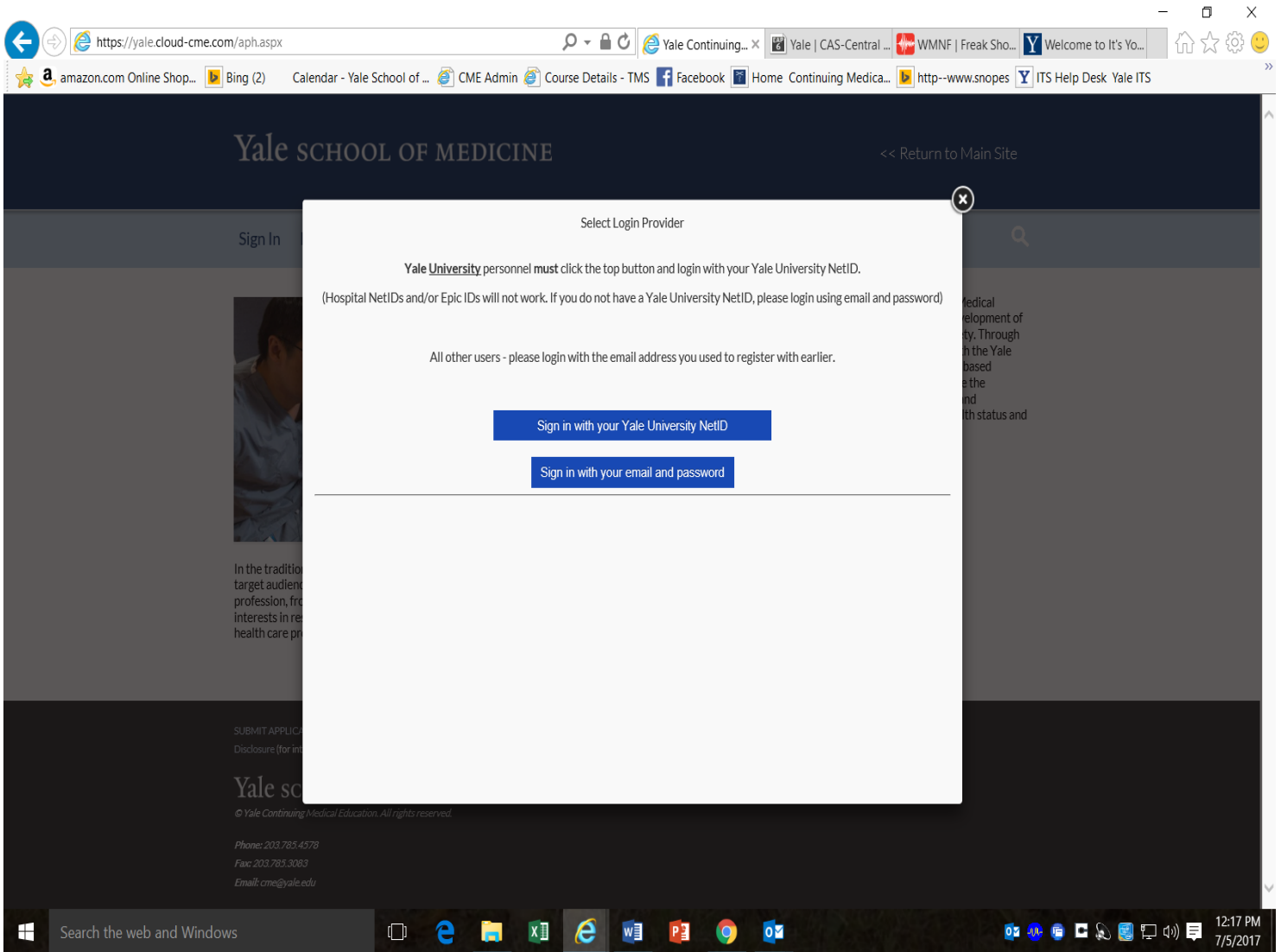
Welcome to the Yale School of Medicine CME accreditation and learning management system. In the tradition of the Yale School of Medicine as a world-class institution, the target audience of Yale CME programs include the broad range of the medical profession, from full-time practitioners to academic physicians with special interests in research and teaching, primary care providers, and other allied health care professionals locally, nationally and internationally.

**APPLICATION (SUBMIT/EDIT)**  
**DISCLOSURE FORM**

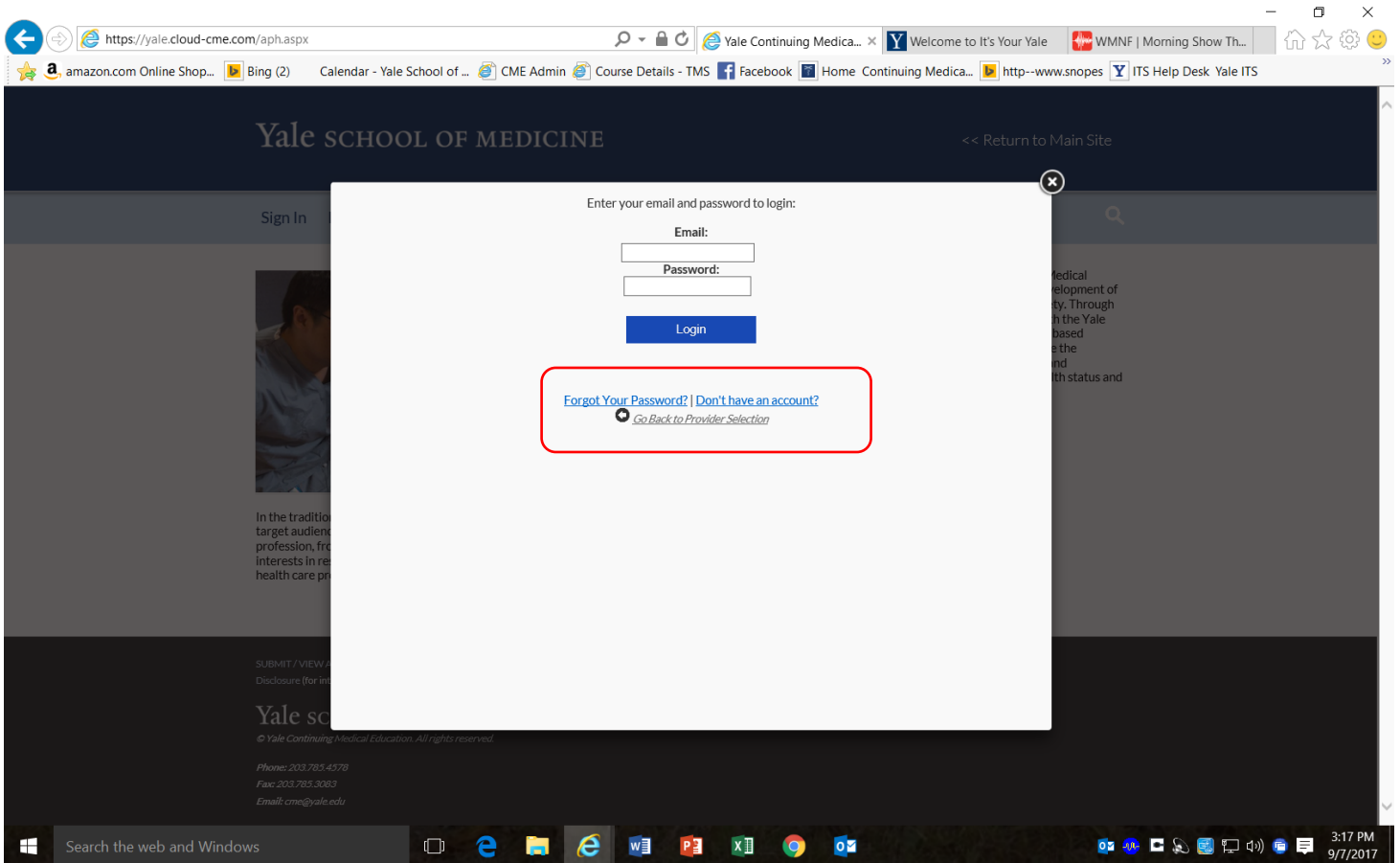
**Contact Us:**  
333 Cedar Street, SHM-CE3  
P.O. Box 208062

9:40 AM  
2/7/2018

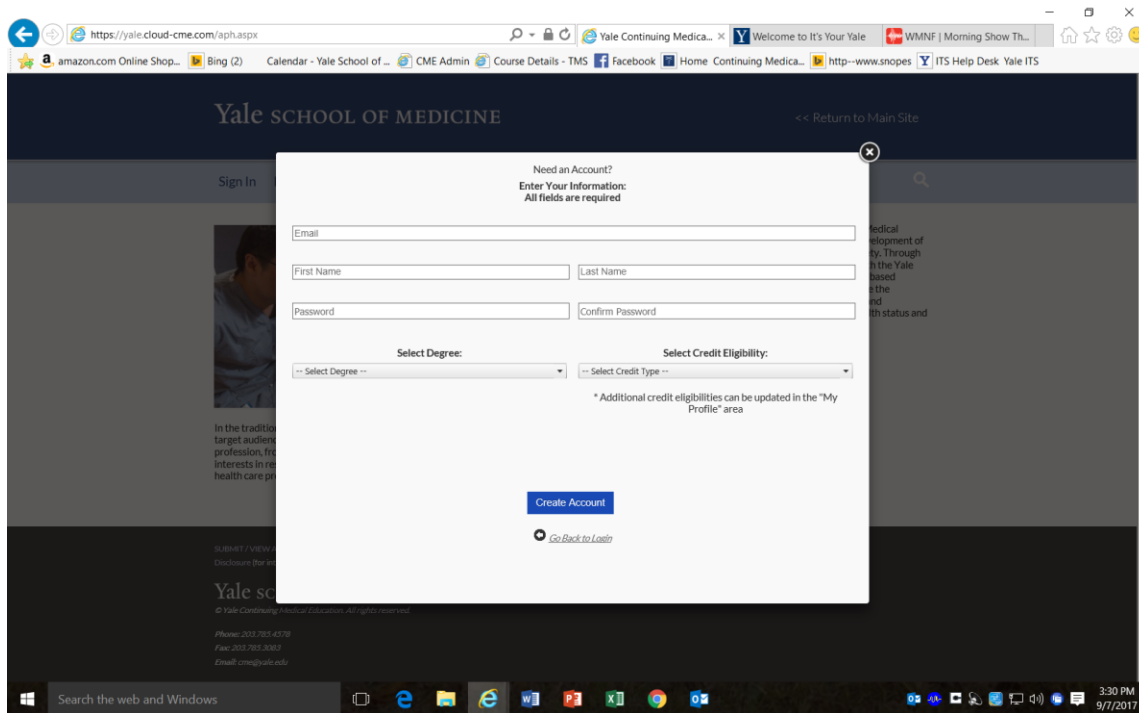
3. If you have an active Yale University NetID that is linked to a [yale.edu](mailto:yale.edu) email address then click on “Sign in with your Yale University NetID”. If you do not have a Yale University NetID and Password, please click on “Sign in with your email and password”



- For those of you who already have a Yale CME profile, enter your current email address and a password you choose. If you forgot your password click on [Forgot Your Password?](#) below the Blue “Login” button.
- For everyone who does not have an active Yale CME profile, click on [Don't have an account?](#) Below the blue “Login” button.



- Enter the email address you would like to use, your first and last name. Type in a password that you choose and confirm it. Click the dropdown button under “select degree” and choose your degree or “other”. Select your credit eligibility by using the dropdown button then click on “Create Account”.



7. This will bring you to your homepage. You will know you are logged in correctly because your name will appear on the right side of the blue banner. Click on the yellow "My CME" button on the right side of screen
8. To view/print your credits, click on the transcript box. This will give you a complete listing of all credits. Please contact Yale CME at 203-785-4578 if you need assistance

